







MAXIJET NOZZLE CHART

			Cap	Cap	Deflector or Cap	Deflector or Cap	Deflector or Cap	Deflector or Cap
	Press.	Disch.	360° X 15	270°	180°	90°	40°	30°
	PSI	GPH	 D.FT	 D.FT	 R.FT	 R.FT	 D.FT	 R.FT
.03° Orifice	15.0	4.9	9.0	10.5	5.0	6.5	8.0	3.0
Black Base	20.0	5.6	10.0	11.5	6.0	7.5	10.0	4.0
	25.0	6.3	11.0	13.5	7.0	8.0	11.0	6.0
	30.0	6.9	11.5	14.0	7.5	8.5	12.0	8.0
.04° Orifice	15.0	8.9	14.0	13.0	6.0	7.0	13.0	5.5
Blue Base	20.0	10.5	15.0	13.5	6.5	7.5	14.0	7.0
	25.0	11.8	16.0	15.5	7.5	8.0	17.0	8.0
	30.0	12.8	17.0	16.0	8.5	9.5	18.0	9.0
.05° Orifice	15.0	14.0	16.0	14.5	7.0	8.0	16.0	8.0
Green Base	20.0	16.0	16.5	16.0	7.5	8.5	18.0	9.0
	25.0	18.0	19.0	18.0	8.0	9.0	20.0	10.0
	30.0	19.9	20.0	18.5	9.0	10.0	22.0	11.0
.06° Orifice	15.0	20.2	22.0	17.0	9.0	7.0	18.0	11.0
Red Base	20.0	23.5	24.0	18.0	9.5	8.0	22.0	13.0
	25.0	26.5	25.0	19.0	10.5	9.0	24.0	14.0
	30.0	29.1	27.0	20.0	11.5	10.0	26.0	15.0